



EGH
Environmental Graduates in Himalaya



AWARENESS CAMPAIGN

on GEO-Day of Biodiversity

13 June 2011

National Botanical Garden, Godawari, Lalitpur

Organized by

The Small Earth Nepal
Environmental Graduates in Himalaya

Supported by

Wildnisschule Wildniswissen

Report submitted to

Holger Röhle

Wildnisschule Wildniswissen

German

30 June 2011

Contents

Acknowledgements.....	2
1. Introduction	3
2. Objective	3
3. Program Venue	4
4. <i>Preliminary Study</i>	4
5. Program in the GEO Day of Biodiversity	5
5.1.1 Introductory Session	5
5.1.2 Student Participation Session	5
5.2. Second Session.....	6
5.2.1 Cyber Tracker on the Main Focus Session.....	6
5.3 Closing session	7
6. Strength and weakness of program.....	7
7. Annexes.....	9

Environmental Graduates in Himalaya

The Small Earth Nepal

Kathmandu, NEPAL



Acknowledgements

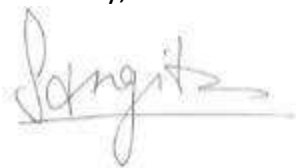
I wish to express my deep appreciation and thanks to Mr. Holger Röhle, Wildnisschule Wildniswissen of German for providing me the grant (€300) to organize the Awareness Campaign to celebrate the GEO Day of Biodiversity.

I would like to take this opportunity to extend my sincere gratitude to Mr. Dina Nath Amgain, Director, Asian Adventure Trips, who introduced me with Mr. Holger Röhle and colleagues of Environmental Graduates in Himalaya (EGH) and The Small Earth Nepal (SEN) who helped me throughout the program preparation including designing and printings. My sincere thanks goes to Mr. Suvhadin Gautam, Ms. Sagita Thapa, SEN and Ms. Kanchan Ojha, EGH for devoting their valuable time in preparing for the campaign.

Last but not the least I would like to acknowledge all the participating schools, their students and the accompanying teachers for their active participation.

Thank you!!!!

Sincerely,



Sangita Maharjan
Program Coordinator

1. Introduction

GEO-Day of Biodiversity is one of the events of International Biodiversity Day. The day of 22nd May is marked as the International day of Biodiversity. The magazine GEO is the founder of GEO Day of Biodiversity. Day by day biodiversity is degrading all around the world. Therefore, GEO Day of Biodiversity is celebrated as the Action Day to conserve the Biodiversity organizing action oriented programs for whole one month. For the first time the GEO Day of Biological Diversity was celebrated in Africa. On 4 June 2005, some 100 scientists, politicians, environmentalists, journalists as well as Dogon healers, hunters and farmers started for an excursion to explore the biological diversity of the sandstone cliff "Falaise de Bandiagara" and of the Dogon plateau in the Republic of Mali. In 2010, more than 35 countries had done the activities as the part of this day.

To mark this day in Nepal, the joint-association of SEN and EGH, with financial support of Mr. Holger Röhle from Wildnisschule Wildniswissen, German, celebrated GEO Day of Biodiversity for the first time in Nepal on 13 June, 2011 in the Kathmandu.

2. Objective

The broad objective of this program is to sensitize the students about the biodiversity, along with the map creation of the specific area including all flora and fauna found in the particular area

Specific objective

- Disseminate knowledge regarding biodiversity based on practicality. and enhance awareness on its different aspect among school students
- Motivate students to work in the team-oriented environment and enhance leadership skills among them
- Make the student familiar about the Cyber Tracker and its uses in the field of conservation and research
- Encourage student to work on biodiversity conservation

3. Program Venue

The National Botanical Garden is located in the base of Mount Phulchowki (2715m.) at Godawari (1515m.) at the south east corner of Kathmandu valley. The area of the Garden is now 82 hectare. It is surrounded by evergreen natural forests. It is at the distance of 10 Km from the Ring Road of the Kathmandu Valley (Satdobato). There is also Godawari Kunda Community forest 363 acre of woodland and small pond known as Godawari Kunda which is managed by the local people. The Godawari receive the most rainfall in the Valley. The late Shah King Mahendra decided in 1962 to declare some 200 acres of the natural forest-land at the base of Phulchowki a Royal Botanical Garden. There is also National Herbarium and Plant Laboratories right next to the garden. There are approximately 4,500 specimens of flowering and non-flowering plants, some of them endangered or rare like the *Cyathea apinolusa*, commonly called the tree fern, which is eaten in some parts of Nepal. Not all species in the garden are native, some have been collected from far-flung areas of Nepal, and others are the result of seed exchange programmes with botanical gardens around the world. There are different greenhouses to display exotic varieties of cacti, like the incredible, rather ugly three-headed cactus *Echinocactus grusonii*, tropical plants and over 90 species of orchids. The area is dotted with little Japanese-style and rock gardens, to enthrall the over 100,000 visitors who make their way to the garden every year. It acts as a botanical and research site from school level to graduate level students.

4. Preliminary Study

Before taking the students into the project site, the team visited the National Botanical Garden which was one of the best sites for the study of biodiversity. The study site was selected, consisted of variety of species of plants, insects, and birds. Some of their names were known in the field and some were unknown. The unknown species were then collected and taken their photographs. Afterward their names were identified by visiting the library of National Botanical Office, Godawari.

5. Program in the GEO Day of Biodiversity



Fig. 1: Self introduction in the program

5.1.1 Introductory Session

Almost all the participants were very familiar with the International Biodiversity Day, Environment Day but they don't have any idea about GEO Day of Biodiversity. They knew the meaning of biodiversity but not about GEO Day of Biodiversity.

The seven schools were participated and participated students were from grade 7, 8 and 9 of age between 12-15 years old. They were informed about the GEO Day of Biodiversity in the first session of the program. The list of the participated school and the participated students were given in the Annex A3.

On behalf of the Program, Ms. Sangita Maharjan, Program Coordinator of this event presented her welcome remarks towards all the participated students and teacher. Beside this she gave the brief introduction of the program and its objective. The session was started with giving the brief introduction by each participant.

5.1.2 Student Participation Session

After the Introductory Session the participating students were divided into four groups. Each group was assigned to draw different aspects of the biodiversity of the selected site. The Group A was assigned to draw the insects found in the area. Group B was assigned to draw trees; Group C was assigned to draw flowering and non-flowering plants. Similarly, Group D was assigned to draw the whole scenario of the area. All the participants were requested to write the name of species found in that area. The time was allocated for 1 hour and 30 minutes. After the completion of



Fig. 2: Students doing art in groups



Fig. 3: Students searching insects



Fig. 4: Students busy in drawing

the drawing all the groups were gathered in the certain place along with their drawing and asked them to think the species where they had found in the Group D Art sheet.

5.2. Second Session

5.2.1 Cyber Tracker on the Main Focus Session

After collecting their drawing, Ms. Maharjan informed about the modern technology that are applying in the field of conservation. The Cyber tracker on the main focus session was all about disseminating the information about the cyber tracker. Before describing about the software, all the participant were asked whether they knew about the Cyber Tracker or not. Almost all the participant was not familiar about this technology. She further asked them about if such possibilities in which all their drawing regarding biodiversity could be kept in a digitized map and could observed in any time in a single click, which created spell bound environment for a while. The curiosity was seen on the face of students and teacher as well. She gave the brief introduction of technology and their uses in the various fields. She further described their wide use in the field of the conservation of wildlife, forestry sector and researches. The Cyber tracker is just like a GPS device which is very advance, easy to use, portable, and can be used everywhere in the world .She described about the use of Cyber Tracker to generate a map of specific area including the description of different species found in particular area. She gave the various information's about the software how it can be used in computers and smart phones and how it can be used in upcoming future. The students and the teacher showed their keen interest to know more about this software and its application and they are willing to participate in such programs if organized in the future.

5.3 Closing session

At the end of the session, all the teachers from the participated schools were requested to give their views regarding the program. The teacher expressed their words of thanks towards and the members of SEN and EGH for organizing such an event. They all said that such a program was very helpful to boost up the knowledge on the very new technology and to make them well



Fig.5: Teacher giving feedback

understood about the concept of the biodiversity through the practical oriented field. This program was also helped them to build up the capacity of the student as they present their concept of biodiversity through their drawing and worked in a team which further enhanced their capacity to work in team-oriented environment. They said such awareness program could able to save the biodiversity and many species in the surrounding environment in the near future. The feedbacks given by the participated students were given in the Annex A2.

The program was wrapped up by closing remarks with distribution of certificates to participation students from Mr. Suvhadin Gautam, Program Assistant of the event. He thanked all participants for making the program successful.



6. Strength and weakness of program

In Nepal, Government and private school students have less practical knowledge. The students were asked to write the name of insects and the plants if they know, but many of the student's failed to write down the name of plants and insects. Through the campaign they understood that even the small area was very much rich in biodiversity and even small plants and animals have their own importance in ecosystem. They show their best team work in the whole campaign. Some of them took it as a drawing competition, but when described it is about the team and group work, the participating students seems even more encouraged. During the program, the students are merged in different four groups and they did not know each other, but they showed fantastic cooperation in team work and learned its importance.

The most interesting thing was that on that day, there was strike due to Maoist Teacher Union and all schools were closed but the teachers along with the students arrived in the program at the fixed time and made this program successful. We are very thankful to all the participating school students, and the teachers for their participation.

However, the GEO day of Biodiversity in Nepal became successful with schools students as the Action Day to conserve the biodiversity of the small area of the National Botanical Garden.

7. Annexes

Annex A1: Request Letter for Participation



8 June 2011

The Principal

.....
.....

Subject: **Invitation to participate on GEO day of Biodiversity**

Dear Sir/Madam,

It is our pleasure to inform you that The Small Earth Nepal and Environmental Graduates in Himalaya is going to organize an Awareness Campaign on the occasion of GEO Day of Biodiversity 2011 in collaboration with Wildnisschule Wildniswissen of Germany. The main aim of this program is to increase awareness to school students about biodiversity and sensitize them to the fact about the natural conditions of the biodiversity through the drawing.

Since GEO Day of Biodiversity is the event that serves to highlight the importance of ecosystems for human wellbeing. It is celebrated in various countries by organizing different programs and activities to show the importance of biodiversity and ecosystem.

Therefore, we would highly appreciate your presence in the campaign. For your convenience, we would like to kindly request you to send two students (class 7 to 9) with teacher.

Program Detail

Venue: National Botanical Garden, Godawari, Lalitpur
Date: 13 June 2011 (Monday)
Time: 11:00hrs-14:30hrs

For more information, please feel free to contact us at 9843028350 (Ms. Sangita Maharjan) or email us at geodayofbio@gmail.com

Best Regards,

Sangita Maharjan
Program Coordinator

Annex A2: Feedbacks from the students

Firstly I would like to thank the organizing committee for organizing such a wonderful program. I am really impressed with it. Now by this program I have gained lots of knowledge about biodiversity. I really enjoyed this program and the ~~2nd~~ Score of Gaiswah. If there are other programs like today's in the coming days we the students of M.B.H.S are always ready to be a part of the program.

from students of
M.B.H.S.

Firstly we would like to thank you for providing us such great opportunity. We are very glad to be a part of this program. From this program we learn many things about biodiversity. Beside the most important thing we learn is about cyber-tracker. We learn lesson of cooperation along with the knowledge of biodiversity, realizing value of practical education.

This is a very good program to aware people about various things. So, this type of program should be launched time to time. And, lastly once again thanks for such a great chance. This is the best way to aware people.


Thank you so much.

Today we felt very nice to give this programme conducted by the small earth school. We participate in this programme by being co-operative with each other from different school. We get opportunity to do many things and know many things about the diverse things and diversity. And we thank for giving information about the software namely Cyber tracker and which is used to give knowledge about the same things etc.

Thank you for today.


First of all, I would like to thank the organization for giving us the opportunity of drawing. As the organization mentioned, we get knowledge from the drawing. We even get the opportunity of making new friends and learnt a way to have conversation with new people. We were enjoyed the part when we all were sharing our ideas for drawing. Frankly, we didn't know about all of it's before. Therefore it was our great pleasure for throughout the day.

Annex A3: List of Participated students



GEO Day of Biodiversity

Project work



Date: 13 June 2011
Time: 10:30hrs-13:00hrs
Venue: National Botanical Garden, Godawari, Lalitpur

Students' Registration Sheet

	Name	School	Class	Signature
1.	Amrita Tamang	Marshyangdi B. H. S	8	
2.	Sandeep Shrestha	Sagarimatha B. H. School.	9	
3.	Kibek Giri	Kantipur English Academy	10	
4.	Yanesh Sakedha	South Point Boarding school	9	
5.	Arijun K.C.	South Point Boarding School	9	
6.	Neelam Gurung	The New Summit School	10	
7.	Geeta Gurung	Ashish Eng. School	10	
8.	Mukesh Khadgi	Ashish Eng. School	10	
9.	Anit Rai	Sagarimatha B.H. School	8	
10.	Anup Rumbaz	Kantipur English Academy	9	
11.	Jagdy Bury	Marshyangdi Boarding High School	9	
12.	Abhinash Bhandari	Machhapuchhre School	8	
13.	Ruby K.C.	Machhapuchhre S. National school	9	
14.	Palitha Tuladhar	The New Summit School	8	

List of participated Teacher

	Name	School	Contact no.	Email	Signature
1.	Kedar Shrestha	Ashish English B. School	9849920167	kedarshrestha@rediffmail.com	
2.	Dipendra Pandey	Marshyangdi H. School	9849008356	gome_somadev@gmail.com	
3.	Ramesh Thapa	Machhapuchhre H.S.	9841873253	rameshthapa@hotmail.com	
4.	Neelam Lama	New Summit School	9841845661	lama_nilam@tdm.com	
5.	Ambika Gaudam	K.E.A School	9841866595		
6.	Surjay Rai	South Point school	9841191891	Surjayrai@rediffmail.com	

Annex A4: List of Participated Schools

- I. Ashish English Boarding School
- II. Marshyangdi Higher School.
- III. Machapuchhre International School
- IV. New Summit School
- V. Kantipur English School
- VI. Sagarmatha Boarding High School
- VII. South Point Boarding School

Annex A5: Banner



Annex A6: Photographs



Project Site



Students busy on drawing



Closing Remarks



Photo Session



Lunch Package distribution



Waste Management

Annex A7: Drawing by the students



Annex A8. Certificate template



Annex A9. Expenses of the Program

SN.	Items	Unit	Cost(NRs.)	Total(NRs.)	Euro(1Euro=102 NRs.)
1	Bus Fare for whole day	1	10,000	10,000	98.04
2	Preliminary visit	2	150	300	2.94
3	Snacks	30	120	3600	35.29
4	Water	2	150	300	2.94
5	Paper	5	25	125	1.23
6	Pencil	2	50	100	0.98
7	Cutter	5	5	25	0.25
8	Eraser	10	5	50	0.49
9	Banner Charge	1	500	500	4.90
10	Designer Charge	1	200	200	1.96
11	Stationary and Printing	30	5	150	1.47
12	Volunteer Letter Dispatch	12	300	3600	35.29
13	Communication	1	1200	1200	11.76
14	Human resources	4	600	2400	23.53
15	Entry Fare for students	14	5	70	0.69
16	Entry Fare for teachers	11	10	110	1.08
17	Drawing sheet base Hair	5	15	75	0.74
18	Endorsement to EGH	1	3000	3000	29.41
19	Refreshment after Program	4	150	600	5.88
20	Letter of Appreciation to Dinanath Amgain	1	300	300	2.94
21	Certificate to Students	14	80	1120	10.98
22	First Aid Kit	1	200	200	1.96
23	Thumb pin	1	50	50	0.49
	Total			28075	275.25